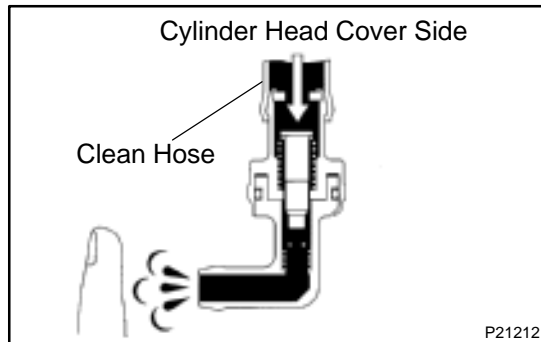


POSITIVE CRANKCASE VENTILATION (PCV) SYSTEM INSPECTION

ECODY-01

1. INSPECT PCV VALVE

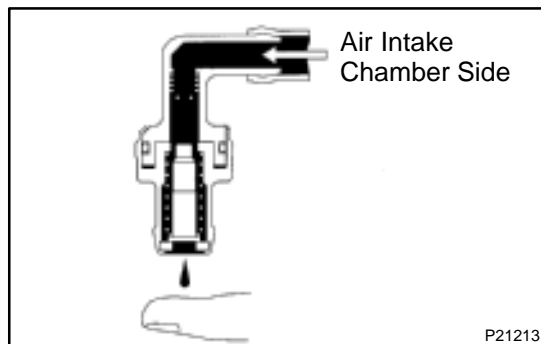
- (a) Remove the PCV valve.
 - (1) Disconnect the PCV hose from the PCV valve.
 - (2) Remove the PCV valve.



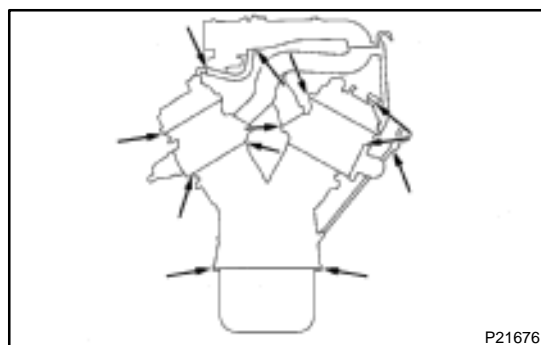
- (b) Install a clean hose to the PCV valve.
- (c) Inspect the PCV valve operation.
 - (1) Blow air into the cylinder head cover side, and check that air passes through easily.

CAUTION:

Do not suck air through the valve. Petroleum substances inside the valve are harmful.



- (2) Blow air into the air intake chamber side, and check that air passes through with difficulty.
- (d) Remove the clean hose from the PCV valve.
- (e) Reinstall the PCV valve.



2. INSPECT HOSES, CONNECTIONS AND GASKETS

Visually check for cracks, leaks or damage.